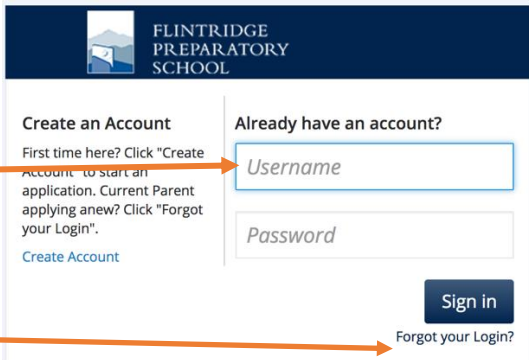


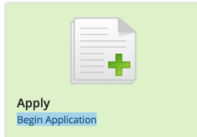
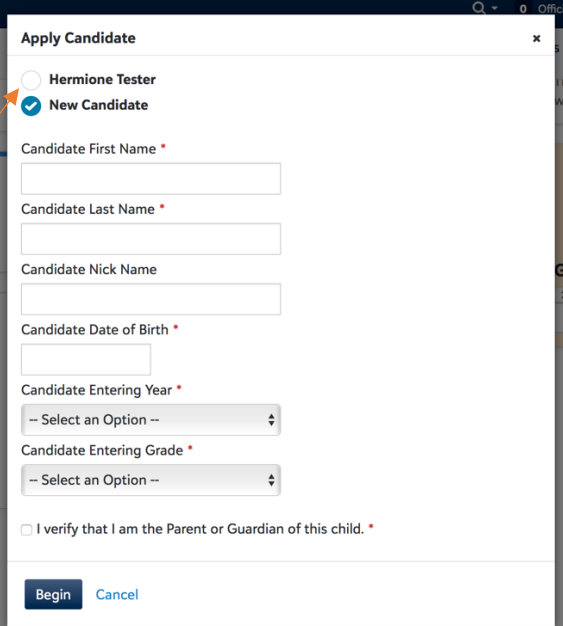
Current Parents – How to Apply

You can apply by visiting any of the Apply links on our main website.

Log in using your onCampus username and password (you do not have to go through the Create an Account process as you already have an account).

To begin:

<p>Visit https://flintridgeprep.myschoolapp.com/app#login/apply</p> <p>Enter your username and password under “Already have an account?”</p> <p>If you’ve forgotten, retrieve your username & password by clicking “Forgot Your Login”</p>	
---	--

<p>You’ll be taken to the parent Resources Board in onCampus. Click the “Begin Application” link on the Apply tile to start an application.</p>	
<p>Select “New Candidate” if the child who wants to apply isn’t listed. Then fill in their information and click “Begin” to access the application.</p> <p>(Please be careful to select the grade the child will enter next year, rather than the grade in which they are currently enrolled. This is a common error that can make it harder for us to keep accurate records.)</p> <p>If the name of the child who wants to apply is already listed, please click the radio button next to their name to start a new application for them.</p>	

Note – Previous Applicants who are not Current Parents

If you applied for the 2018-2019 school year or after and are re-applying for the same child or applying for a new one, please contact our office at (818) 949-5514 or admissions@flintridgeprep.org to have your account re-activated.

(If you applied for a school year **prior** to 2018-2019, you will need to create a new account.)

If you encounter any trouble, please call (818) 949-5545.